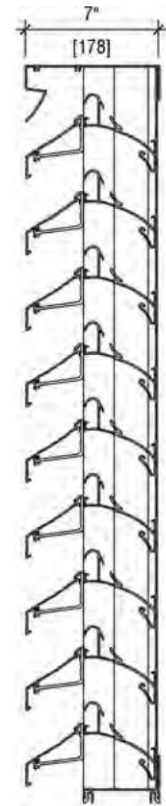


MODEL R7355 STORM RESISTANT DRAINABLE LOUVER

PERFORMANCE

Performance Rating Standard	AMCA Standard 500L
Louver Type	Continuous Line or Mullion Construction
Louver Depth	7" (178 mm)
Blade Angle	35°
Free Area – 4'x4' Unit	8.03 sq.ft. (0.75 m ²)
Percentage Free Area	50.3%
Free Area Velocity at Beginning Point of Water Penetration (0.01 oz / ft ²)	759 FPM (3.86 m/s)
Air Volume at Beginning Point of Water Penetration 4' x 4' Unit (test duration of 15 minutes)	6097 CFM (2.9 m ³ /s)
Pressure Drop at Beginning Point of Water Penetration	0.25 in. H ₂ O (62.3 Pa)
Notes	Tested without bird screens
WIND DRIVEN RAIN WATER PENETRATION DATA (29 mph (13 m/s) wind velocity with a 3 in/hr (75 mm/hr) rainfall rate):	
Effectiveness Ratio: 99.1% (Class "A" Rating)	Core Ventilation Rate: 1.0 m/s (196 fpm) Free Area Velocity: 1.7 m/s (342 fpm)
Effectiveness Ratio: 98.7% (Class "B" Rating)	Core Ventilation Rate: 1.4 m/s (280 fpm) Free Area Velocity: 2.5 m/s (490 fpm)



VERTICAL SECTION

ABBREVIATED SPECIFICATION

Where indicated on drawings, supply and install 7" (178 mm) deep, storm resistant louver Model R7355. Submit all details to consultant for approval prior to fabrication.

Head, sill, jambs, mullions, and blades shall have a nominal thickness of 0.080" (2.0 mm) 6063-T5 aluminum alloy. Jambs and Mullions to be recessed and concealed, and shall have integral vertical gutters to direct water to the bottom of the exterior face of the louver away from the building. Front blades shall be continuous, with no exposed vertical mullions, with rear blades that include an integral horizontal gutter to lead water to the vertical gutters in the mullions and jambs. Provide a sill pan flashing at base of louvers. Louvers shall be supplied with a 1/2" (12 mm), 19 gauge (1 mm) welded and re-galvanized wire mesh in a mill finish, with aluminum frame. Fasteners shall be standard zinc plated steel or stainless steel.

Materials Manufacturer: Ten Plus Architectural Products Ltd., 26 - 6535 Millcreek Drive, Mississauga, Ontario, Canada, L5N 2M2; Phone: (866) 884-0717; Email: info@tenplus-online.com; URL: www.tenplus-online.com

Structural supports shall be designed and furnished by the louver manufacturer to support a wind load of 20 psf (958 Pa), unless specified otherwise. Any louver opening greater than 10' (3 m) high, will require a horizontal girt at mid span, by others.

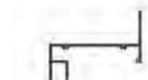
The louver manufacturer shall submit data, on a 4' x 4' (1.2 x 1.2 m) unit, showing that the louver performs to the above criteria, based on tests & procedures performed in accordance with the AMCA Publication 511, and comply with the "Certified Ratings Program" licensed to bear the AMCA seal.

Louvers shall be fabricated with mill finish aluminum and the finish shall be applied after assembly. Select desired finish from the following:

For superior performance, 3 coat PVDF system including a thermal setting application of 70% fluoropolymer resin. OR High performance 2 coat, PVDF system including a thermal setting application of 70% fluoropolymer resin. OR Pigmented Organic Thermal Setting Finish 1 coat system meeting or exceeding AAMA 2603. OR (Color Anodize) Ensure aluminum finish is colour anodized in accordance with Aluminum Association Finish Designation AA-M12C22A44, Class I, minimum 0.018 mm (0.7 mils) thick finish. Color to be selected by consultant. OR (Clear Anodize) Ensure aluminum finish is clear anodized in accordance with Aluminum Association Finish Designation AA-M12C22A41, Class I, minimum 0.018 mm (0.7 mils) thick for exterior applications and AA-12C22A31, Class II, minimum 0.01 mm (0.4 mils) thick for interior applications.



FLANGE FRAME
OPTIONAL



GLAZING FRAME
OPTIONAL

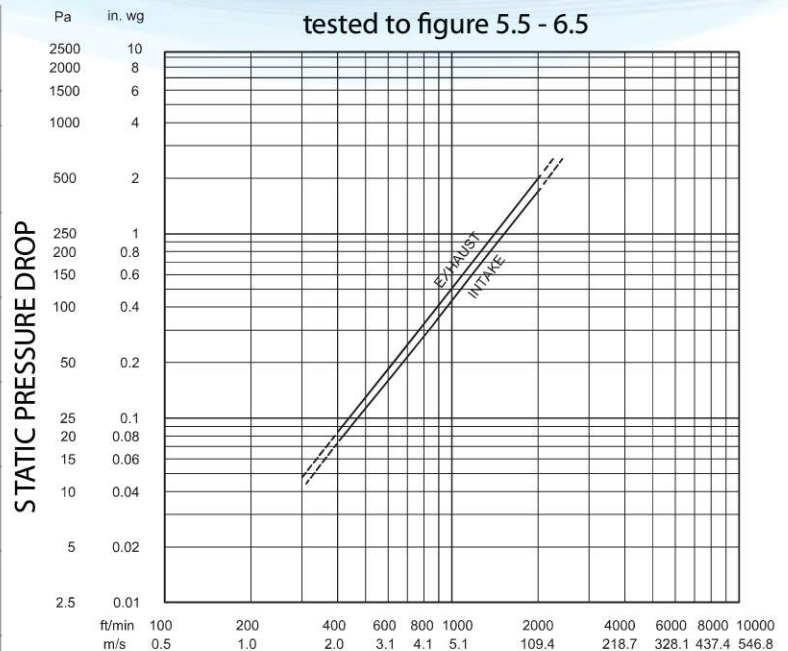


PERFORMANCE RATINGS – LOUVER MODEL R7355

FREE AREA CHART

		Louver Width				
		12	24	36	48	60
inches	mm	305	610	914	1219	1524
Free Area - Square Feet / Square Meters						
12	305	0.30 / 0.03	0.69 / 0.06	1.07 / 0.10	1.46 / 0.14	1.84 / 0.17
24	610	0.76 / 0.07	1.72 / 0.16	2.69 / 0.25	3.65 / 0.34	4.61 / 0.43
36	914	1.22 / 0.11	2.76 / 0.26	4.30 / 0.40	5.84 / 0.54	7.38 / 0.69
48	1219	1.68 / 0.16	3.79 / 0.35	5.91 / 0.55	8.03 / 0.75	10.15 / 0.94
60	1524	2.13 / 0.20	4.83 / 0.45	7.52 / 0.70	10.22 / 0.95	12.91 / 1.20
72	1829	2.59 / 0.24	5.86 / 0.54	9.14 / 0.85	12.41 / 1.15	15.68 / 1.46
84	2134	3.05 / 0.28	6.90 / 0.64	10.75 / 1.00	14.60 / 1.36	18.45 / 1.71
96	2438	3.51 / 0.33	7.93 / 0.74	12.36 / 1.15	16.79 / 1.56	21.22 / 1.97
108	2743	3.96 / 0.37	8.97 / 0.83	13.97 / 1.30	18.98 / 1.76	23.98 / 2.23
120	3048	4.42 / 0.41	10.00 / 0.93	15.58 / 1.45	21.17 / 1.97	26.75 / 2.49
132	3353	4.88 / 0.45	11.04 / 1.03	17.20 / 1.60	23.36 / 2.17	29.52 / 2.74
144	3658	5.33 / 0.50	12.07 / 1.12	18.81 / 1.75	25.55 / 2.37	32.28 / 3.00

AIR FLOW RESISTANCE (TEST SIZE OF 4' X 4')



AIR VELOCITY



Ten Plus Architectural Products Ltd. certifies that louver model RS7355 shown herein is licensed to bear the AMCA seal. The ratings shown are based on tests and procedures performed in accordance with AMCA Publication 511 and comply with the requirements of the AMCA Certified Ratings Program. The AMCA Certified Ratings Seal applies only to Air Performance, Water Penetration and Wind Driven Rain ratings.

Submittal R7355 January 12, 2014
© Copyright 2014 Ten Plus Architectural Products Ltd.

Ten Plus Architectural Products Ltd. reserves the right to make design changes or to withdraw product without notice.

WIND DRIVEN RAIN PERFORMANCE

Core velocity - m/s (f/m)	0 (0)	0.6 (126)	1.0 (196)	1.4 (280)	1.9 (377)	2.4 (476)	3.0 (588)	3.5 (680)
Free area velocity - m/s (f/m)	0 (0)	1.1 (220)	1.7 (342)	2.5 (490)	3.4 (659)	4.2 (832)	5.2 (1027)	6.0 (1188)
Effectiveness classification	A	A	A	B	B	B	C	D
Effectiveness ratio	99.8%	99.6%	99.1%	98.7%	98.0%	95.1%	84.1%	71.3%

Discharge Loss Coefficient Class (Intake) = 3

This test is based on a 1m x 1m (39.37" x 39.37") louver core size, at a rainfall rate of 76mm/hr (3 in/hr), with wind driven rain applied to the face of the louver at a velocity of 13 m/s (29 mph). The above table shows the effectiveness against water penetration at each corresponding ventilation airflow rate.